

In-line Air Filter (Bidirectional Acquisition Type)

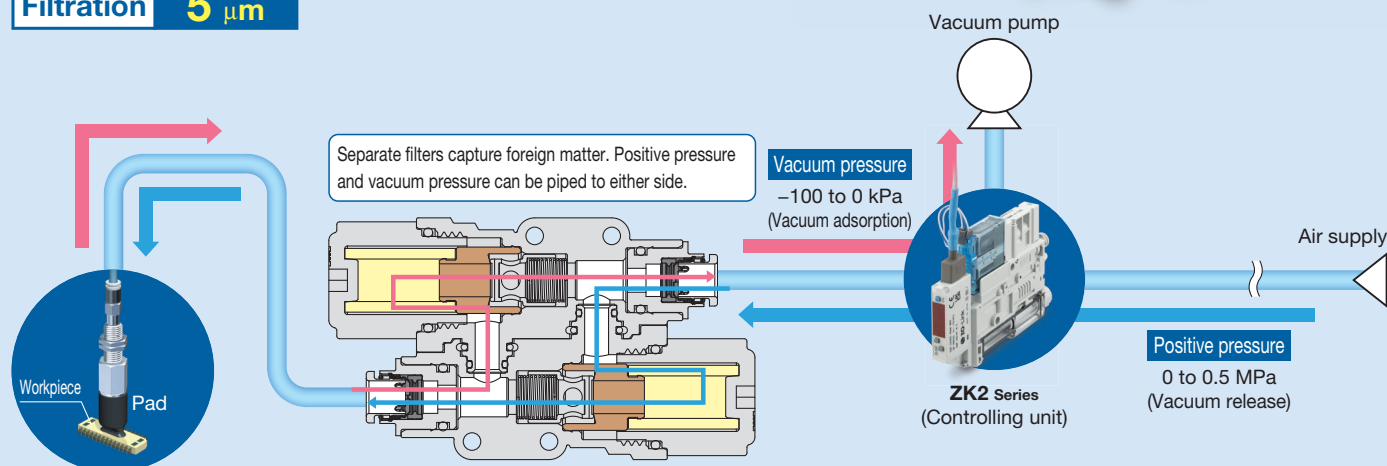
New

RoHS

Operating pressure range **-100 kPa to 0.5 MPa**

Able to capture foreign matter in both vacuum adsorption and vacuum release directions
Prevents foreign matter from scattering again

Filtration **5 μm**




Product configuration

Transparent case (Polycarbonate)

Allows easy inspection of foreign matter on the element

Can remove the case without using tools (thread connection)


Element replacement can easily be done.
Use of a hexagon wrench is also possible.



With one-touch fitting
Ø 4, Ø 6, Ø 8

Made to order

- Different diameters
- Filtration: 10 μm (White element)
- Blue element (Filtration: 5 μm)



Option

With holder



Check valve enclosure

Flow order: Filter → Check valve
Prevents foreign matter from getting caught in the check valve

Applicable tubing O.D.

Ø 4, Ø 6, Ø 8

Space saving

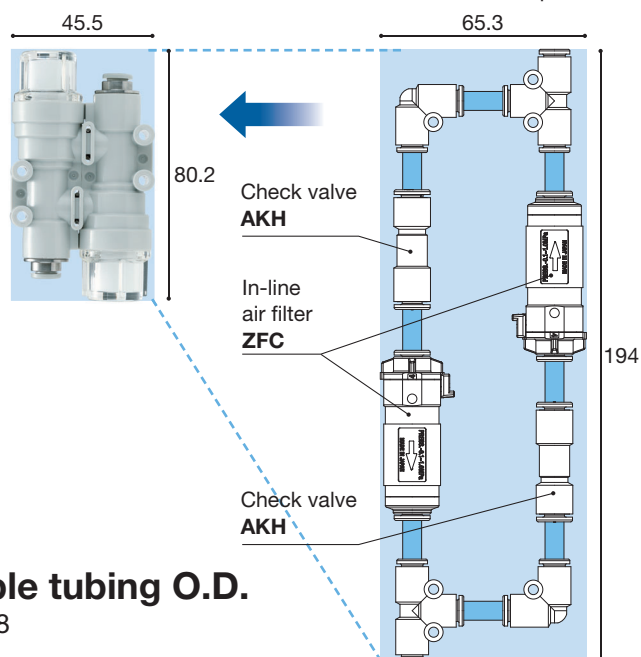
Reduced piping work and number of parts

Installation area: **41 % reduction**

New

In-line air filter
(Bidirectional acquisition type)

In-line air filter x 2 pcs.
Check valve x 2 pcs.
Union tee x 2 pcs.,
Union elbow x 2 pcs.




ZFD Series



CAT.EUS100-173A-UK

In-line Air Filter (Bidirectional Acquisition Type) **ZFD Series**

RoHS



How to Order

ZFD 5 4 - H -

Applicable tubing O.D.
Metric size

Symbol	Applicable tubing O.D.
3	Ø 4
4	Ø 6
5	Ø 8

Made to order

Refer to page 2 for details.

Symbol	Specifications
X01	Different diameters
X03	Blue element (Filtration: 5 µm)
X04	Filtration: 10 µm (White element)

Option

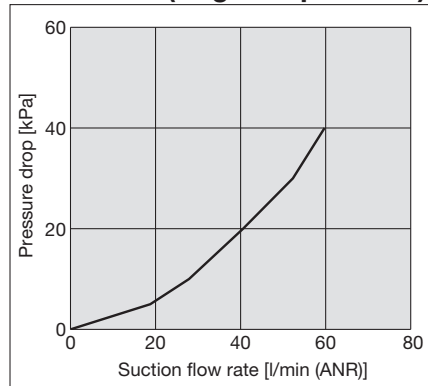
—	None
H	With holder

Specifications

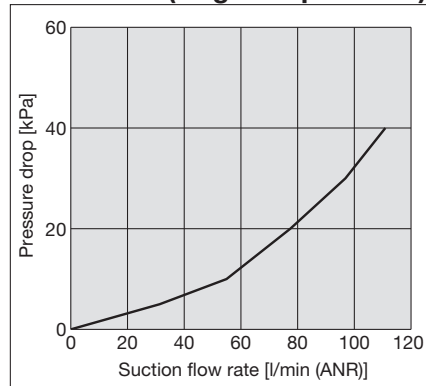
Model	ZFD53	ZFD54	ZFD55
Port size: Metric size (Applicable tubing O.D.)	Ø 4	Ø 6	Ø 8
Ambient and fluid temperatures	Air		
Operating and ambient temperature range [°C]	0 to 50		
Proof pressure [MPa]	0.5		
Operating pressure range [kPa]	-100 to 0		
Vacuum release pressure [MPa]	0.5 or less		
Filtration [µm]	5		
Case material	Polycarbonate		
Weight [g]	34	33	35

Flow Rate Characteristics

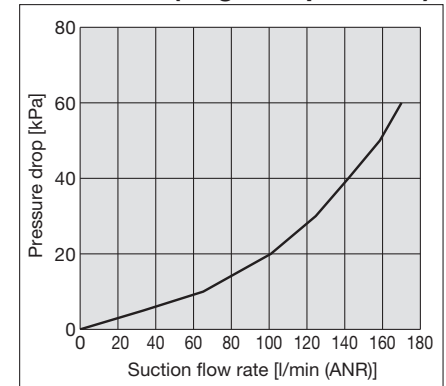
ZFD53: Ø 4 (Negative pressure)



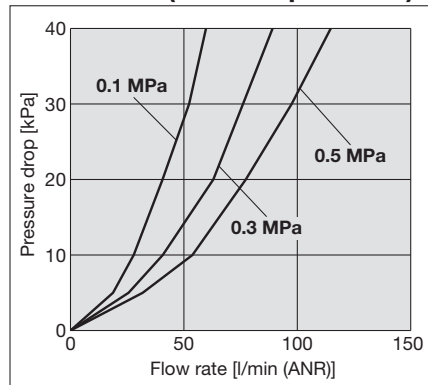
ZFD54: Ø 6 (Negative pressure)



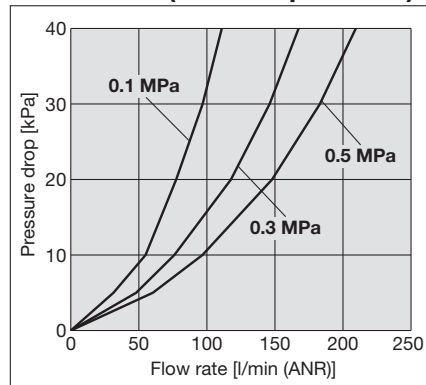
ZFD55: Ø 8 (Negative pressure)



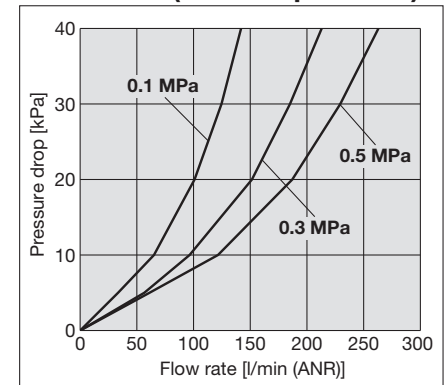
ZFD53: Ø 4 (Positive pressure)




ZFD54: Ø 6 (Positive pressure)



ZFD55: Ø 8 (Positive pressure)

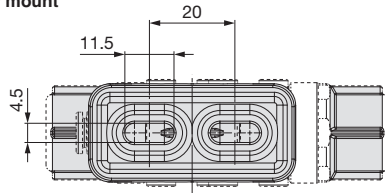




Dimensions

ZFD53/54/55

Holder mount



Clearance for maintenance

Clearance for maintenance

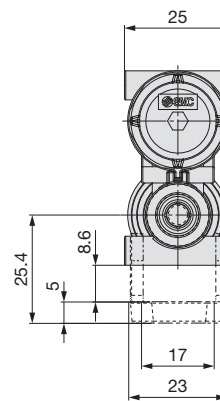
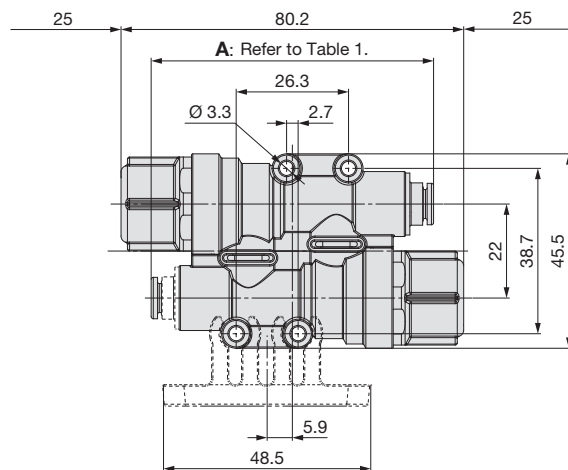
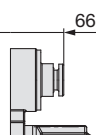
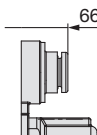
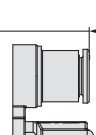


Table 1. Dimension A

Model	ZFD53	ZFD54	ZFD55
Dimensions	 66.1	 66.1	 78.2

Made to Order



* Please contact SMC for detailed dimensions, specifications and lead times.

1 Different diameters **Symbol -X01**

ZFD 5 4 - -X01

Applicable tubing O.D.

Symbol	Applicable tubing O.D.
4	Ø 6-Ø 4
5	Ø 8-Ø 6

Option

-	None
H	With holder

• Different diameters

3 Filtration: 10 µm **Symbol -X04**

Standard product -X04

• Filtration: 10 µm

Replacement Element Part No. (Element: 1 pc.)

Part no.
ZFC-EL017

2 Blue element **Symbol -X03**

Easy to recognize white foreign matter on the element by coloring the element.

Standard product -X03

• Blue element

Replacement Element Part No. (Element: 1 pc.)

Part no.
ZFC-EL015

Safety Instructions

These safety instructions are intended to prevent hazardous situations and/or equipment damage. These instructions indicate the level of potential hazard with the labels of “Caution,” “Warning” or “Danger.” They are all important notes for safety and must be followed in addition to International Standards (ISO/IEC)¹⁾, and other safety regulations.

Danger:

Danger indicates a hazard with a high level of risk which, if not avoided, will result in death or serious injury.

Warning:

Warning indicates a hazard with a medium level of risk which, if not avoided, could result in death or serious injury.

Caution:

Caution indicates a hazard with a low level of risk which, if not avoided, could result in minor or moderate injury.

- 1) ISO 4414: Pneumatic fluid power – General rules and safety requirements for systems and their components.
- ISO 4413: Hydraulic fluid power – General rules and safety requirements for systems and their components.
- IEC 60204-1: Safety of machinery – Electrical equipment of machines. (Part 1: General requirements)
- ISO 10218-1: Robots and robotic devices - Safety requirements for industrial robots - Part 1: Robots.
- etc.

Warning

1. The compatibility of the product is the responsibility of the person who designs the equipment or decides its specifications.

Since the product specified here is used under various operating conditions, its compatibility with specific equipment must be decided by the person who designs the equipment or decides its specifications based on necessary analysis and test results. The expected performance and safety assurance of the equipment will be the responsibility of the person who has determined its compatibility with the product. This person should also continuously review all specifications of the product referring to its latest catalogue information, with a view to giving due consideration to any possibility of equipment failure when configuring the equipment.

2. Only personnel with appropriate training should operate machinery and equipment.

The product specified here may become unsafe if handled incorrectly. The assembly, operation and maintenance of machines or equipment including our products must be performed by an operator who is appropriately trained and experienced.

3. Do not service or attempt to remove product and machinery/equipment until safety is confirmed.

1. The inspection and maintenance of machinery/equipment should only be performed after measures to prevent falling or runaway of the driven objects have been confirmed.
2. When the product is to be removed, confirm that the safety measures as mentioned above are implemented and the power from any appropriate source is cut, and read and understand the specific product precautions of all relevant products carefully.
3. Before machinery/equipment is restarted, take measures to prevent unexpected operation and malfunction.

4. Our products cannot be used beyond their specifications. Our products are not developed, designed, and manufactured to be used under the following conditions or environments.

Use under such conditions or environments is not covered.

1. Conditions and environments outside of the given specifications, or use outdoors or in a place exposed to direct sunlight.
2. Use for nuclear power, railways, aviation, space equipment, ships, vehicles, military application, equipment affecting human life, body, and property, fuel equipment, entertainment equipment, emergency shut-off circuits, press clutches, brake circuits, safety equipment, etc., and use for applications that do not conform to standard specifications such as catalogues and operation manuals.
3. Use for interlock circuits, except for use with double interlock such as installing a mechanical protection function in case of failure. Please periodically inspect the product to confirm that the product is operating properly.

Caution

We develop, design, and manufacture our products to be used for automatic control equipment, and provide them for peaceful use in manufacturing industries.

Use in non-manufacturing industries is not covered.

Products we manufacture and sell cannot be used for the purpose of transactions or certification specified in the Measurement Act.

The new Measurement Act prohibits use of any unit other than SI units in Japan.

Limited warranty and Disclaimer/Compliance Requirements

The product used is subject to the following “Limited warranty and Disclaimer” and “Compliance Requirements”. Read and accept them before using the product.

Limited warranty and Disclaimer

1. The warranty period of the product is 1 year in service or 1.5 years after the product is delivered, whichever is first.²⁾ Also, the product may have specified durability, running distance or replacement parts. Please consult your nearest sales branch.
2. For any failure or damage reported within the warranty period which is clearly our responsibility, a replacement product or necessary parts will be provided. This limited warranty applies only to our product independently, and not to any other damage incurred due to the failure of the product.
3. Prior to using SMC products, please read and understand the warranty terms and disclaimers noted in the specified catalogue for the particular products.
- 2) Vacuum pads are excluded from this 1 year warranty.
A vacuum pad is a consumable part, so it is warranted for a year after it is delivered. Also, even within the warranty period, the wear of a product due to the use of the vacuum pad or failure due to the deterioration of rubber material are not covered by the limited warranty.

Compliance Requirements

1. The use of SMC products with production equipment for the manufacture of weapons of mass destruction (WMD) or any other weapon is strictly prohibited.
2. The exports of SMC products or technology from one country to another are governed by the relevant security laws and regulations of the countries involved in the transaction. Prior to the shipment of a SMC product to another country, assure that all local rules governing that export are known and followed.

Safety Instructions

Be sure to read “Handling Precautions for SMC Products” (M-E03-3) before using.

SMC Corporation (Europe)

Austria	+43 (0)2262622800	www.smc.at	office.at@smc.com
Belgium	+32 (0)33551464	www.smc.be	info@smc.be
Bulgaria	+359 (0)2807670	www.smc.bg	sales.bg@smc.com
Croatia	+385 (0)13707288	www.smc.hr	sales.hr@smc.com
Czech Republic	+420 541424611	www.smc.cz	office.at@smc.com
Denmark	+45 70252900	www.smc.dk.com	smc.dk@smc.com
Estonia	+372 651 0370	www.smcee.ee	info.ee@smc.com
Finland	+358 207513513	www.smc.fi	smc.fi@smc.com
France	+33 (0)164761000	www.smc-france.fr	supportclient.fr@smc.com
Germany	+49 (0)61034020	www.smc.de	info.de@smc.com
Greece	+30 210 2717265	www.smchellas.gr	sales@smchellas.gr
Hungary	+36 23513000	www.smc.hu	office.hu@smc.com
Ireland	+353 (0)14039000	www.smcautomation.ie	technical.ie@smc.com
Italy	+39 03990691	www.smcitalia.it	mailbox.it@smc.com
Latvia	+371 67817700	www.smc.lv	info.lv@smc.com

Lithuania	+370 5 2308118	www.smclt.lt	info.lt@smc.com
Netherlands	+31 (0)205318888	www.smc.nl	info@smc.nl
Norway	+47 67129020	www.smc-norge.no	post.no@smc.com
Poland	+48 22 344 40 00	www.smc.pl	office.pl@smc.com
Portugal	+351 214724500	www.smc.eu	apoiocliente.pt@smc.com
Romania	+40 213205111	www.smcromania.ro	office.ro@smc.com
Russia	+7 (812)3036600	www.smc.eu	sales@smcru.com
Slovakia	+421 (0)413213212	www.smc.sk	sales.sk@smc.com
Slovenia	+386 (0)73885412	www.smc.si	office.si@smc.com
Spain	+34 945184100	www.smc.eu	post.es@smc.com
Sweden	+46 (0)86031240	www.smc.nu	order.se@smc.com
Switzerland	+41 (0)523963131	www.smc.ch	helpcenter.ch@smc.com
Turkey	+90 212 489 0 440	www.smcturkey.com.tr	satis.tr@smc.com
UK	+44 (0)845 121 5122	www.smc.uk	sales.gb@smc.com
South Africa	+27 10 900 1233	www.smcza.co.za	Sales.za@smc.com