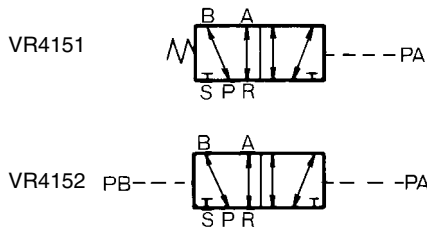


Transmitters: Relay Valve VR4151/4152

Appropriate output sequences are affected according to the signal received from the mechanical valve.



JIS Symbol



Specifications

Fluid	Air	
Operating pressure	0 to 1.0 MPa	
Pilot pressure	0.15 to 1.0 MPa	
Ambient and fluid temperature	-5 to 60°C (No freezing)	
Effective area	1/8: 7 mm ²	
Port size	1/8	
Weight	Side ported	350 g
	Bottom ported	300 g
Lubrication	Not required (Use turbine oil Class 1 ISO VG32, if lubricated.)	

Model

Function	Sub-plate	Model	Indicator
Single pilot	W/o sub-plate	VR4151-00-0	
		VR4151-00-1	○
	W/ sub-plate Side piping	VR4151-01A-0	
		VR4151-01A-1	○
	W/ sub-plate Bottom piping	VR4151-01B-0	
VR4151-01B-1		○	
Double pilot	W/o sub-plate	VR4152-00-0	
		VR4152-00-1	○
	W/ sub-plate Side piping	VR4152-01A-0	
		VR4152-01A-1	○
	W/ sub-plate Bottom piping	VR4152-01B-0	
VR4152-01B-1		○	

A
 A
 A
 A
 A
 VR
 VH
 VHS

⚠ Precautions

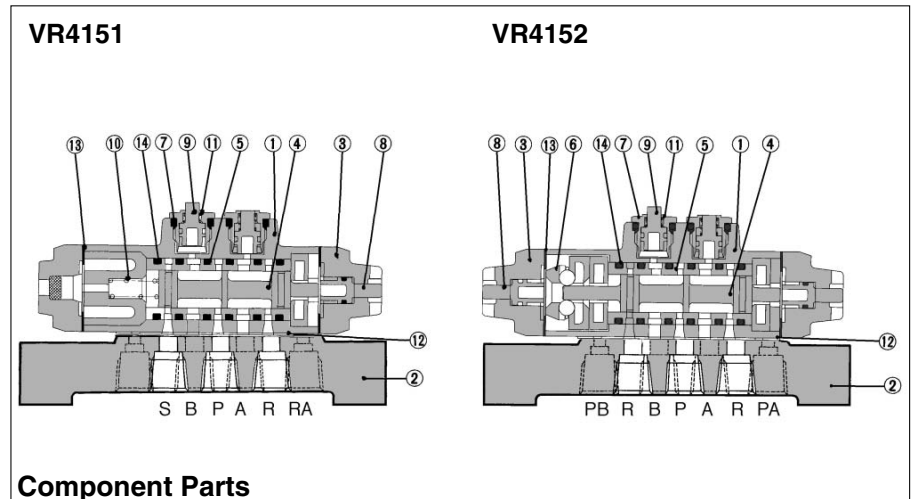
Be sure to read before handling. Refer to pages 5-11-2 to 6 for Safety Instruction and Solenoid Valve Precautions.

Environment

⚠ Caution

Operate the valve in an area in which the vibration does not exceed 5 G. Vibrations could cause the valve to malfunction.

Construction

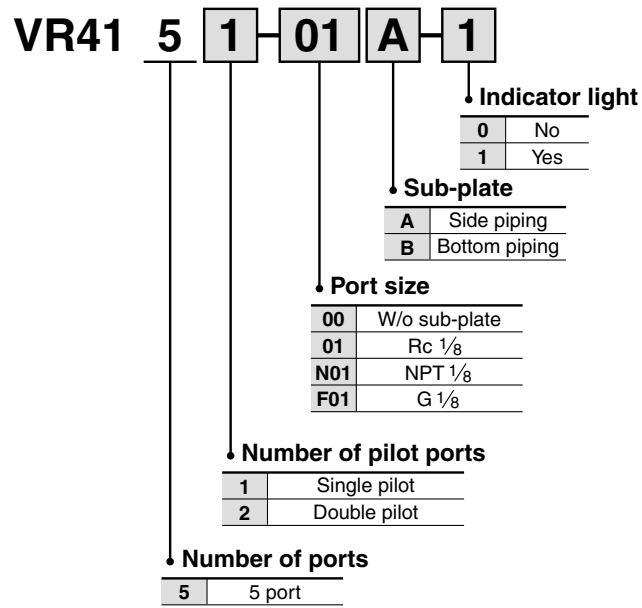


Component Parts

No.	Description	Material	No.	Description	Material
①	Valve	ADC	⑧	Manual button	PE
②	Sub-plate	ZDC	⑨	Piston	PE
③	Pilot cover	ADC	⑩	Spring	Steel
④	Spool	Stainless steel	⑪	Spring	Stainless steel
⑤	Sleeve	Stainless steel	⑫	Gasket	NBR
⑥	Detent assembly		⑬	Gasket	NBR
⑦	Piston cover	Brass	⑭	O-ring	NBR

Series VR4151/4152

How to Order



Dimensions

