

Polyethylene Tubing

New

RoHS

Excellent chemical and heat resistance

Using materials compliant with Japan Food Sanitation Act, US FDA, and Regulation (EU) No. 10/2011^{*1}

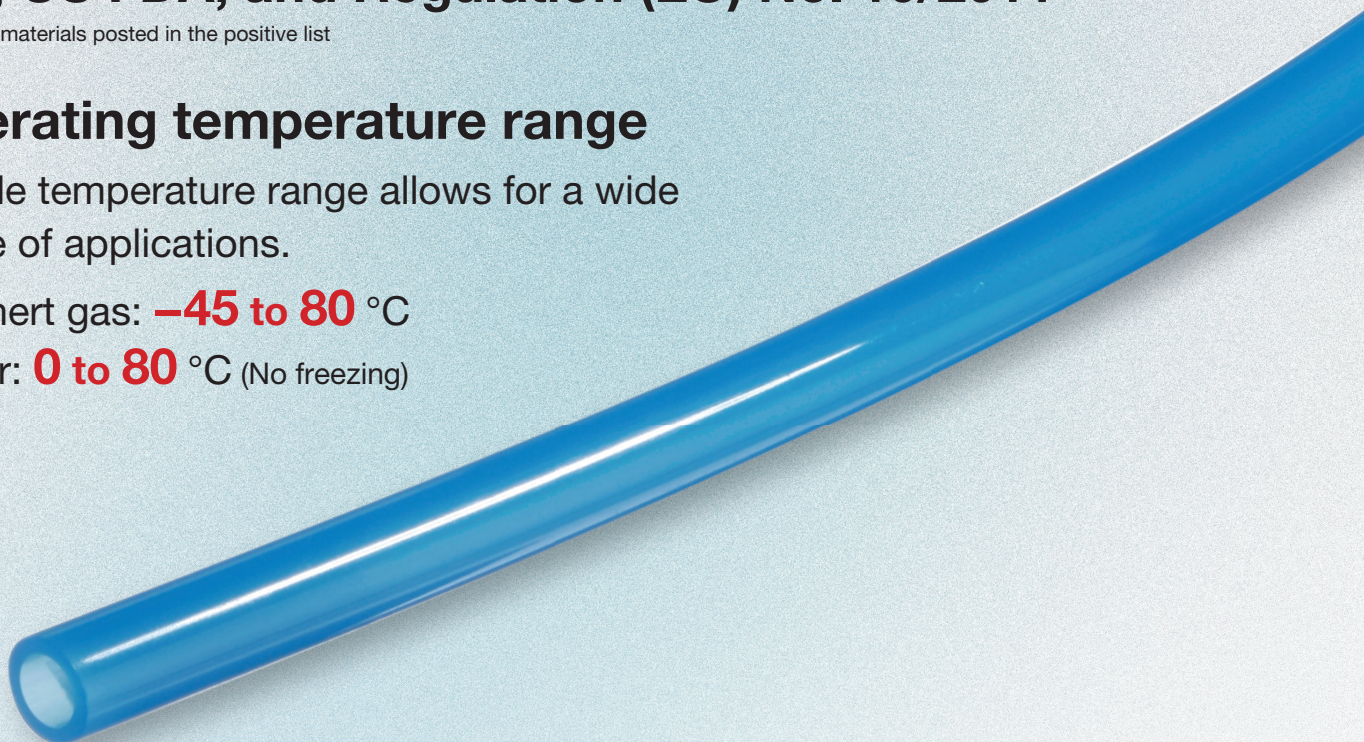
^{*1} Using materials posted in the positive list

Operating temperature range



A wide temperature range allows for a wide range of applications.

Air, Inert gas: **-45 to 80** °C

Water: **0 to 80** °C (No freezing)



Application Examples


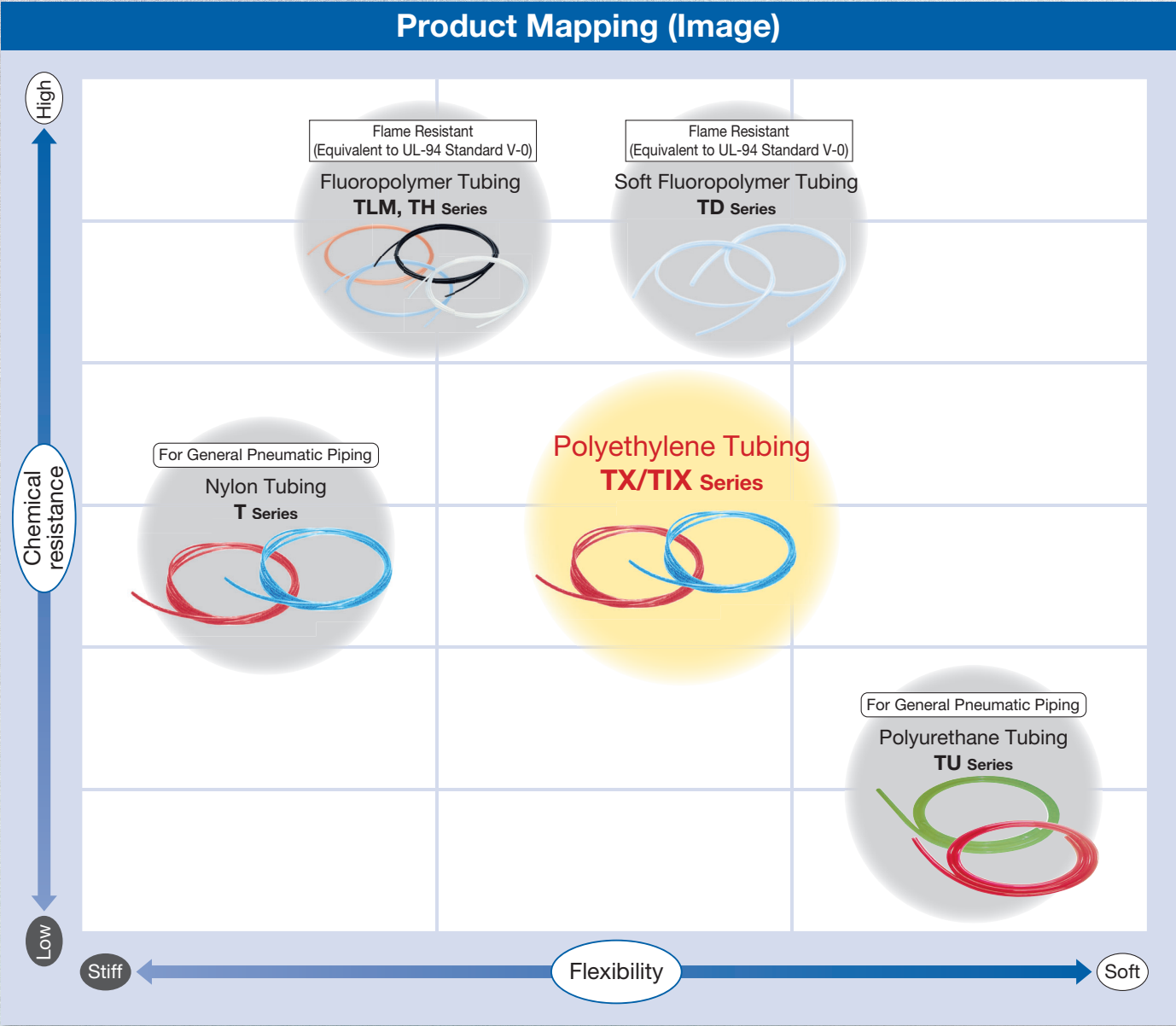


^{*} Please use the product in accordance with the specifications provided in the catalogues/operation manuals. It is your responsibility to check the suitability for your workpiece and equipment.

TX/TIX Series




CAT.EUS50-48A-UK



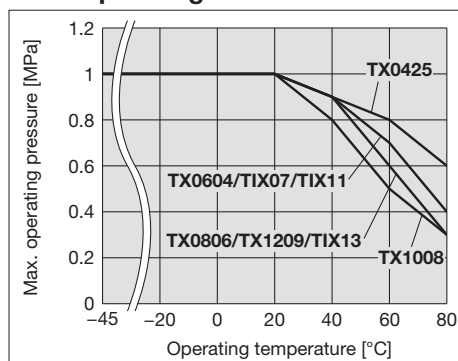
Polyethylene Tubing

TX/TIX Series

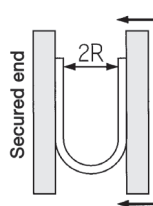
RoHS



Max. Operating Pressure



How to measure the minimum bending radius



At a temperature of 20 °C, the tubing is bent into a U shape with one end fixed in position and the other end is gradually moved closer to the other end. The 2R measurement is made at the point where there is a 10 % change in the outer diameter of the tube.

⚠ Precautions

Be sure to read this before handling the products. For the safety instructions and the fitting/tubing precautions, refer to the “Handling Precautions for SMC Products” and the “Operation Manual” found on the SMC website: <https://www.smc.eu>

Selection

⚠ Caution

- When the tubing media is liquid, assure that the surge pressure does not exceed the max. operating pressure. Surge pressures higher than the max. operating pressure can result in broken fittings or ruptured tubing. Furthermore, an abnormal temperature increase due to adiabatic compression can also result in ruptured tubing.
- Avoid using the tubing in conditions whereby it will thrash about.
- Following long-term usage or under high-temperature conditions, leaking may occur due to material deterioration over time. Assure that periodic inspections are made and if any leaks are found, please replace with new tubing immediately.

Model

● -20 m roll □ -100 m roll

		Metric size: TX Series					Inch size: TIX Series		
Model		TX0425	TX0604	TX0806	TX1008	TX1209	TIX07	TIX11	TIX13
O.D. [mm]		4	6	8	10	12	6.35	9.53	12.7
I.D. [mm]		2.5	4	6	8	9	3.95	6.33	9.5
Colour	Black (B)	●	●	●	●	●	●	●	●
	White (W)	●	●	●	●	●	●	●	●
	Red (R)	●	●	●	●	●	●	●	●
	Blue (BU)	●	●	●	●	●	●	●	●
	Yellow (Y)	●	●	●	●	●	●	●	●
	Green (G)	●	●	●	●	●	●	●	●

Specifications

Fluid and applicable fittings*1	Fluid	Air, Water, Inert gas							
	Applicable fittings	Stainless steel 316 insert fittings KFG2 series							
Max. operating pressure [MPa]	20 °C or less	1.0	1.0	1.0	1.0	1.0	1.0	1.0	1.0
	40 °C	0.9	0.9	0.9	0.8	0.9	0.9	0.9	0.9
	60 °C	0.8	0.7	0.6	0.5	0.6	0.7	0.7	0.6
	80 °C	0.6	0.4	0.3	0.3	0.3	0.4	0.4	0.3
Operating vacuum pressure	kPa	-101.3							
Min. bending radius [mm]*2	Recommended radius	13	22	34	59	55	28	37	60
Operating temperature		Air, Inert gas: -45 to 80 °C Water: 0 to 80 °C (No freezing)							
Material*3		Polyethylene							

*1 Assure that the tubing is only used under either the tubing or fitting max. operating pressure and temperature.

*2 The values of the min. bending radius are only representative values when measured as shown to the left.

Assure that the tubing is used above the recommended min. bending radius. The tubing will be abnormally bent when used under the recommended min. bending radius.

*3 Please note that polyethylene resin has poor resistance to mineral oil based oils and they can be absorbed into the resin.

How to Order

TX0604 B - 20

Tubing model

Colour

Symbol	Colour
B	Black (Opaque)
W	White (Material colour)
R	Red (Translucent)
BU	Blue (Translucent)
Y	Yellow (Translucent)
G	Green (Translucent)

Length per roll




Symbol	Length
20	20 m roll
100	100 m roll

Applicable Fluid List

Refer to the **SMC website** for chemical resistance of polyethylene resin.

Safety Instructions

These safety instructions are intended to prevent hazardous situations and/or equipment damage. These instructions indicate the level of potential hazard with the labels of “Caution,” “Warning” or “Danger.” They are all important notes for safety and must be followed in addition to International Standards (ISO/IEC) ¹⁾, and other safety regulations.

-  **Danger:** **Danger** indicates a hazard with a high level of risk which, if not avoided, will result in death or serious injury.
-  **Warning:** **Warning** indicates a hazard with a medium level of risk which, if not avoided, could result in death or serious injury.
-  **Caution:** **Caution** indicates a hazard with a low level of risk which, if not avoided, could result in minor or moderate injury.

- 1) ISO 4414: Pneumatic fluid power – General rules and safety requirements for systems and their components.
ISO 4413: Hydraulic fluid power – General rules and safety requirements for systems and their components.
IEC 60204-1: Safety of machinery – Electrical equipment of machines. (Part 1: General requirements)
ISO 10218-1: Robots and robotic devices – Safety requirements for industrial robots – Part 1: Robots.
etc.

Warning

1. The compatibility of the product is the responsibility of the person who designs the equipment or decides its specifications.

Since the product specified here is used under various operating conditions, its compatibility with specific equipment must be decided by the person who designs the equipment or decides its specifications based on necessary analysis and test results. The expected performance and safety assurance of the equipment will be the responsibility of the person who has determined its compatibility with the product. This person should also continuously review all specifications of the product referring to its latest catalogue information, with a view to giving due consideration to any possibility of equipment failure when configuring the equipment.

2. Only personnel with appropriate training should operate machinery and equipment.

The product specified here may become unsafe if handled incorrectly. The assembly, operation and maintenance of machines or equipment including our products must be performed by an operator who is appropriately trained and experienced.

3. Do not service or attempt to remove product and machinery/equipment until safety is confirmed.

1. The inspection and maintenance of machinery/equipment should only be performed after measures to prevent falling or runaway of the driven objects have been confirmed.
2. When the product is to be removed, confirm that the safety measures as mentioned above are implemented and the power from any appropriate source is cut, and read and understand the specific product precautions of all relevant products carefully.
3. Before machinery/equipment is restarted, take measures to prevent unexpected operation and malfunction.

4. Our products cannot be used beyond their specifications. Our products are not developed, designed, and manufactured to be used under the following conditions or environments.

Use under such conditions or environments is not covered.

1. Conditions and environments outside of the given specifications, or use outdoors or in a place exposed to direct sunlight.
2. Use for nuclear power, railways, aviation, space equipment, ships, vehicles, military application, equipment affecting human life, body, and property, fuel equipment, entertainment equipment, emergency shut-off circuits, press clutches, brake circuits, safety equipment, etc., and use for applications that do not conform to standard specifications such as catalogues and operation manuals.
3. Use for interlock circuits, except for use with double interlock such as installing a mechanical protection function in case of failure. Please periodically inspect the product to confirm that the product is operating properly.

Caution

We develop, design, and manufacture our products to be used for automatic control equipment, and provide them for peaceful use in manufacturing industries.

Use in non-manufacturing industries is not covered.

Products we manufacture and sell cannot be used for the purpose of transactions or certification specified in the Measurement Act.

The new Measurement Act prohibits use of any unit other than SI units in Japan.

Limited warranty and Disclaimer/Compliance Requirements

The product used is subject to the following “Limited warranty and Disclaimer” and “Compliance Requirements”. Read and accept them before using the product.

Limited warranty and Disclaimer

1. The warranty period of the product is 1 year in service or 1.5 years after the product is delivered, whichever is first. ²⁾ Also, the product may have specified durability, running distance or replacement parts. Please consult your nearest sales branch.
2. For any failure or damage reported within the warranty period which is clearly our responsibility, a replacement product or necessary parts will be provided. This limited warranty applies only to our product independently, and not to any other damage incurred due to the failure of the product.
3. Prior to using SMC products, please read and understand the warranty terms and disclaimers noted in the specified catalogue for the particular products.
- 2) Vacuum pads are excluded from this 1 year warranty.
A vacuum pad is a consumable part, so it is warranted for a year after it is delivered. Also, even within the warranty period, the wear of a product due to the use of the vacuum pad or failure due to the deterioration of rubber material are not covered by the limited warranty.

Compliance Requirements

1. The use of SMC products with production equipment for the manufacture of weapons of mass destruction (WMD) or any other weapon is strictly prohibited.
2. The exports of SMC products or technology from one country to another are governed by the relevant security laws and regulations of the countries involved in the transaction. Prior to the shipment of a SMC product to another country, assure that all local rules governing that export are known and followed.

Safety Instructions

Be sure to read “Handling Precautions for SMC Products” (M-E03-3) before using.

SMC Corporation (Europe)

Austria	+43 (0)2262622800	www.smc.at	office.at@smc.com
Belgium	+32 (0)33551464	www.smc.be	info@smc.be
Bulgaria	+359 (0)2807670	www.smc.bg	sales.bg@smc.com
Croatia	+385 (0)13707288	www.smc.hr	sales.hr@smc.com
Czech Republic	+420 541424611	www.smc.cz	office.at@smc.com
Denmark	+45 70252900	www.smc.dk.com	smc.dk@smc.com
Estonia	+372 651 0370	www.smcee.ee	info.ee@smc.com
Finland	+358 207513513	www.smc.fi	smc.fi@smc.com
France	+33 (0)164761000	www.smc-france.fr	supportclient.fr@smc.com
Germany	+49 (0)61034020	www.smc.de	info.de@smc.com
Greece	+30 210 2717265	www.smchellas.gr	sales@smchellas.gr
Hungary	+36 23513000	www.smc.hu	office.hu@smc.com
Ireland	+353 (0)14039000	www.smcautomation.ie	technical.ie@smc.com
Italy	+39 03990691	www.smcitalia.it	mailbox.it@smc.com
Latvia	+371 67817700	www.smc.lv	info.lv@smc.com

Lithuania	+370 5 2308118	www.smclt.lt	info.lt@smc.com
Netherlands	+31 (0)205318888	www.smc.nl	info@smc.nl
Norway	+47 67129020	www.smc-norge.no	post.no@smc.com
Poland	+48 22 344 40 00	www.smc.pl	office.pl@smc.com
Portugal	+351 214724500	www.smc.eu	apoiocliente.pt@smc.com
Romania	+40 213205111	www.smcromania.ro	office.ro@smc.com
Russia	+7 (812)3036600	www.smc.eu	sales@smcru.com
Slovakia	+421 (0)413213212	www.smc.sk	sales.sk@smc.com
Slovenia	+386 (0)73885412	www.smc.si	office.si@smc.com
Spain	+34 945184100	www.smc.eu	post.es@smc.com
Sweden	+46 (0)86031240	www.smc.nu	order.se@smc.com
Switzerland	+41 (0)523963131	www.smc.ch	helpcenter.ch@smc.com
Turkey	+90 212 489 0 440	www.smcturkey.com.tr	satis.tr@smc.com
UK	+44 (0)845 121 5122	www.smc.uk	sales.gb@smc.com
South Africa	+27 10 900 1233	www.smcza.co.za	Sales.za@smc.com