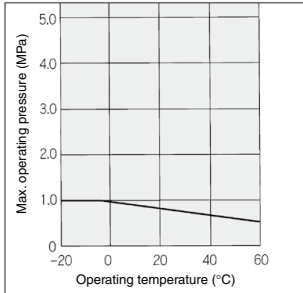


# Polyurethane Coil Tubing

## TCU Series



For flexible tubing  
Compact piping possible  
Max. Operating Pressure



### ⚠ Precautions

Be sure to read this before handling the products.  
Refer to back page 50 for Safety Instructions  
and pages 13 to 17 for Fittings and Tubing  
Precautions.

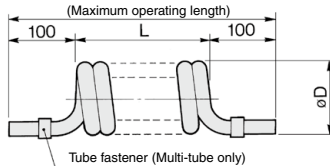
### ⚠ Caution

- Please consult with SMC regarding use with any fluids other than air.
- Abnormal temperature rise caused by adiabatic compression may result in the tube bursting.
- Please do not cut the coil and insert it into the fitting. This may cause air leakage, or tubing to come out after installation.
- Very slight leakage may occur in the multi-core tubing due to its characteristics.

### Made to Order

Change of coil turns, Change of color

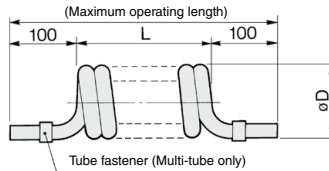
(Please contact SMC for specifications in detail, dimensions and delivery.)



### Model/Specifications

Model	TCU 0425B-1	TCU 0425B-2	TCU 0425B-3	TCU 0604B-1	TCU 0604B-2	TCU 0604B-3	TCU 0805B-1
Number of cores	1 core	2 cores	3 cores	1 core	2 cores	3 cores	1 core
Tubing O.D. (mm)	4			6			8
Tubing I.D. (mm)	2.5			4			5
Fluid	Air						
Max. operating pressure (MPa)	20°C			0.8			
	40°C			0.65			
	60°C			0.5			
Applicable fittings	One-touch fittings, Insert fittings, Self-align fittings, Miniature fittings						
Operating temperature	-20 to +60°C						
Material	Polyurethane						
Color	Black (Opaque)						

### Dimensions



Model	Specifications		Tubing size (mm)		Coil (mm)		No. of cores	No. of coil windings per tube length	Max. operating length (m)	Standard unit of packing
	O.D.	I.D.	L	øD	L	øD				
TCU0425B-1	4	2.5	210	18	1	52 ± 2	1.5	5 tubes/case		
TCU0425B-2			280	28	2	35 ± 1				
TCU0425B-3			265	28	3	22 ± 1				
TCU0604B-1	6	4	325	24	1	54 ± 2	2	5 tubes/case		
TCU0604B-2			371	27	2	27 ± 1	1.5			
TCU0604B-3			305	27	3	17 ± 1	1			
TCU0805B-1	8	5	330	31	1	41 ± 2	2			

\* The number of coil windings per tube length and dimensions are changeable due to material.

Model	Specifications		Tubing size (mm)		Coil (mm)		No. of cores	No. of coil windings per tube length (N)	Max. operating length (mm)	Model	Specifications		Tubing size (mm)		Coil (mm)		No. of cores	No. of coil windings per tube length (N)	Max. operating length (mm)			
	O.D.	I.D.	L	øD	L	øD					O.D.	I.D.	L	øD	L	øD						
TCU0425□-1-N-X6	4	2.5	N x 4	18	1	3 to 90	L x 5.9 + 200	1	3 to 90	TCU0805□-1-N-X6	8	5	N x 8	31	1	3 to 90	L x 5.2 + 200	1	3 to 40	L x 3 + 200		
TCU0425□-2-N-X6			N x 8	28	2	3 to 90	L x 4.4 + 200			N x 16			42	2	3 to 40	L x 3 + 200						
TCU0425□-3-N-X6			N x 12	28	3	3 to 63	L x 2.9 + 200			N x 10			52	1	3 to 45	L x 5 + 200						
TCU0604□-1-N-X6	6	4	N x 6	24	1	3 to 90	L x 5.3 + 200	1	3 to 35	TCU1065□-1-N-X6	10	6.5	N x 20	52	2	3 to 35	L x 3 + 200	1	3 to 35	L x 5 + 200		
TCU0604□-2-N-X6			N x 12	37	2	3 to 66	L x 3.8 + 200			TCU1208□-1-N-X6			12	8	N x 12	67	1				3 to 35	L x 5 + 200
TCU0604□-3-N-X6			N x 18	37	3	3 to 44	L x 2.5 + 200			TCU1208□-2-N-X6					N x 24	67	2				3 to 30	L x 3 + 200

□: B (Black), W (White), R (Red), BU (Blue), Y (Yellow), G (Green), C (Clear), YR (Orange)

KQ2

KQB2

KS  
KX

KM

KF

M

H/DL  
L/LL

KC

KK

KK130

DM

KDM

KB

KR

KA

KQG2

KG

KFG2

MS

KKA

KP

LQ

MQR

T

IDK