

Input block for connection to the EX260

EX260 SI Unit/Input Block

EX260-SPN3-X238 (SI Unit)

EX9-IE3-X32 (Input Block)



Scan the QR code to answer the questionnaire.

- The EX260 can be connected to an input block
- 1 input block can handle up to 4 input points
- 1 SI unit can be connected to up to 8 input blocks
- Both the connector direction and the valve piping direction are the same, saving space
- Lightweight and compact

Weight: Approx. **52%** reduction

(290 g ← 600 g)

Overall length: **76.5 mm** shorter


(43.5 mm ← 120 mm)



SI unit (EX260)

Input block


For the EX260



SI unit

Input block

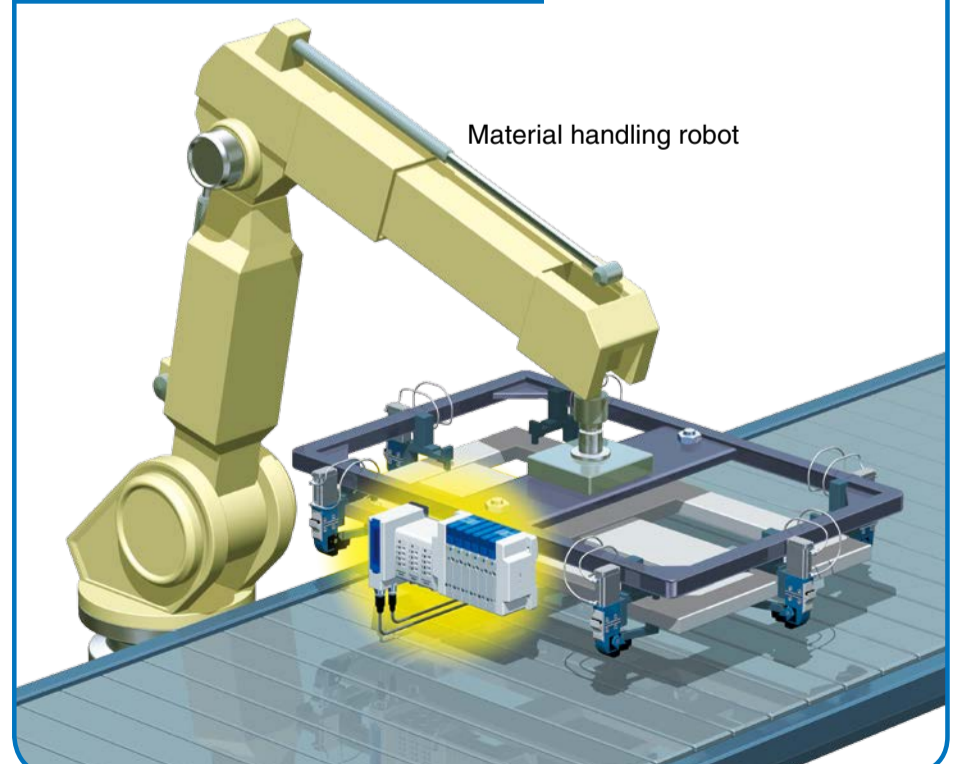
For the EX600



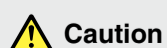
Input block

SI unit

Application Example



Material handling robot



Caution

The application described here is for reference only and performance is not guaranteed. For actual usage in various other applications, please conduct thorough evaluation and validation testing in order to determine the feasibility under your actual usage conditions. Furthermore, please contact your local SMC sales representative for individual pricing and delivery verification.